

VARGROUP

Internship Day 2025

Department of Statistical
Sciences (DSS)

Università la Sapienza, Roma



We support companies in their
digital evolution,
developing business models
to enhance their excellence.

Var Group in figures

We're **international digital integrators**, establishing new partnerships that sustain our growth and constantly enhance our impressively rich, specialised offering.

Innovation and responsiveness: true transformation is achieved by adopting a fluid organisational model and diffused leadership, which makes everyone an actor for change.

3,850

People

823

Mln € turnover

51

Years of experience

99.4

Mln € EBITDA



The SeSa Group

Var Group is part of the SeSa Group, Italy's leading provider of technological innovation and IT and digital solutions for the business segment, with consolidated revenues of €3.2 billion as of 30 April 2024. SeSa S.p.A. is listed on the Euronext STAR market in Milan and pursues a strategy of sustainable development to the benefit of its stakeholders, based on the expertise of its human resources and a strong emphasis on environmental and social responsibility.



Var Group worldwide

Physical proximity means cultural proximity.

13

Countries Worldwide

Italy / France / Germany / Spain /
Switzerland / Albania / Romania /
USA / India and Brazil



Our Values.

Our large organisation has rested since its creation on clearly defined pillars:

Diversity, Equity & Inclusion,
Training, Welfare, Environment and
Social Commitment

Our future will be increasingly sustainable, digital and human, so we're committed to implementing concrete initiatives to create responsible, shared value for society as a whole.

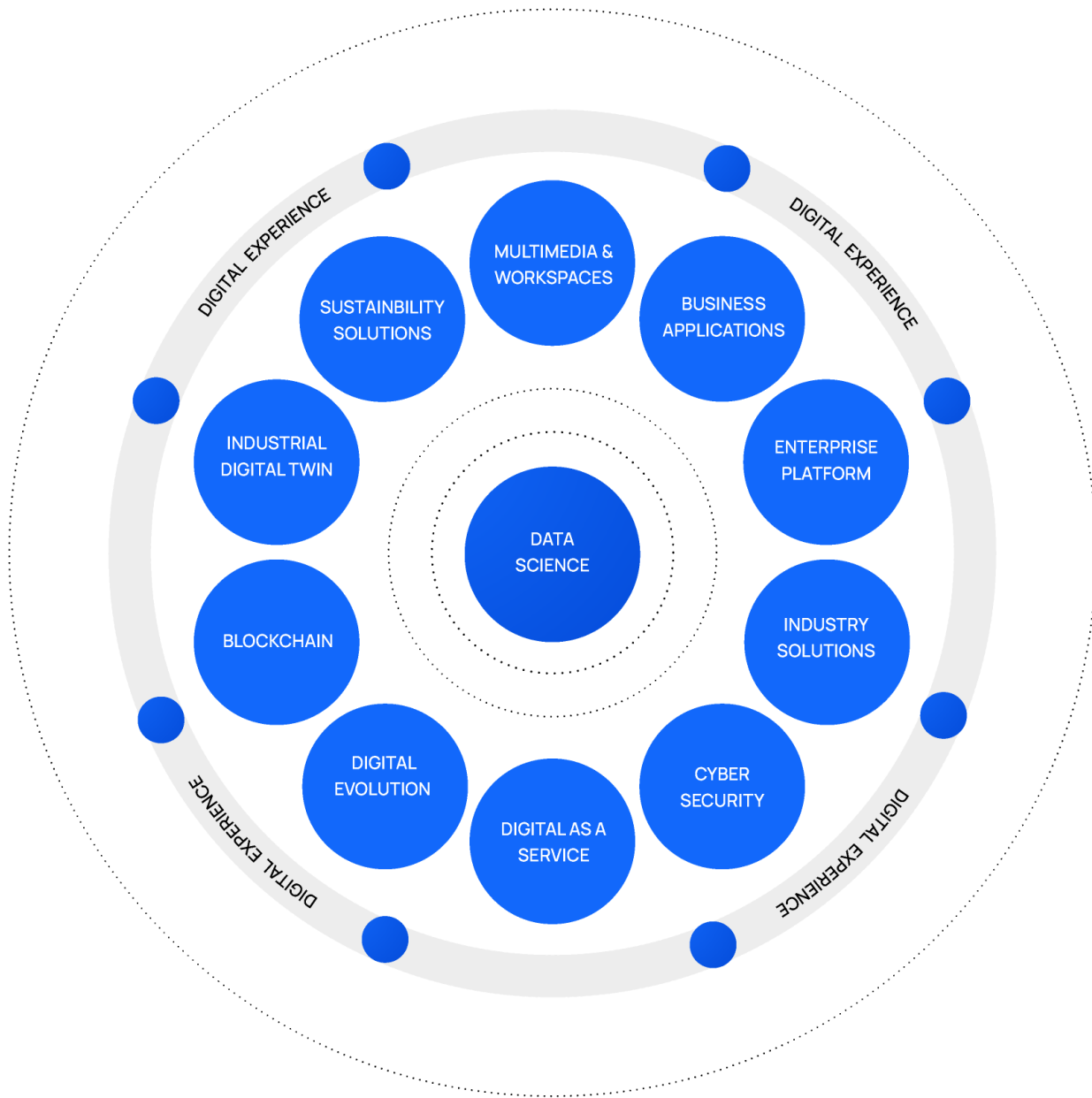


Sustainability

We're living the sustainable transition as an ethical business choice.

As well as genuinely implementing sustainability principles, we analyse corporate processes and mould innovation, helping organisations to achieve their business and accountability goals, to create a new, [sustainable prosperity](#), together.





Services and Solutions

We draw on our expertise to innovate and optimise businesses' processes, covering areas such as AI and data analysis, IT security, cloud computing, sustainability, ERP packages and everything that enables technological innovation within organisations.

Our services and solutions reinforce businesses' digital soul.

Sectors

Thanks to the synergy and specialisation of our competence centres, businesses enjoy full benefits from digital innovation.

We partner entrepreneurs in a wide variety of sectors, designing pathways, defining objectives and providing customised packages.



PHARMA



MANUFACTURING



FURNITURE



AUTOMOTIVE



MASS
DISTRIBUTION &
RETAIL



FINANCE



LUXURY



FOOD &
BEVERAGE



PUBLIC
ADMINISTRATION



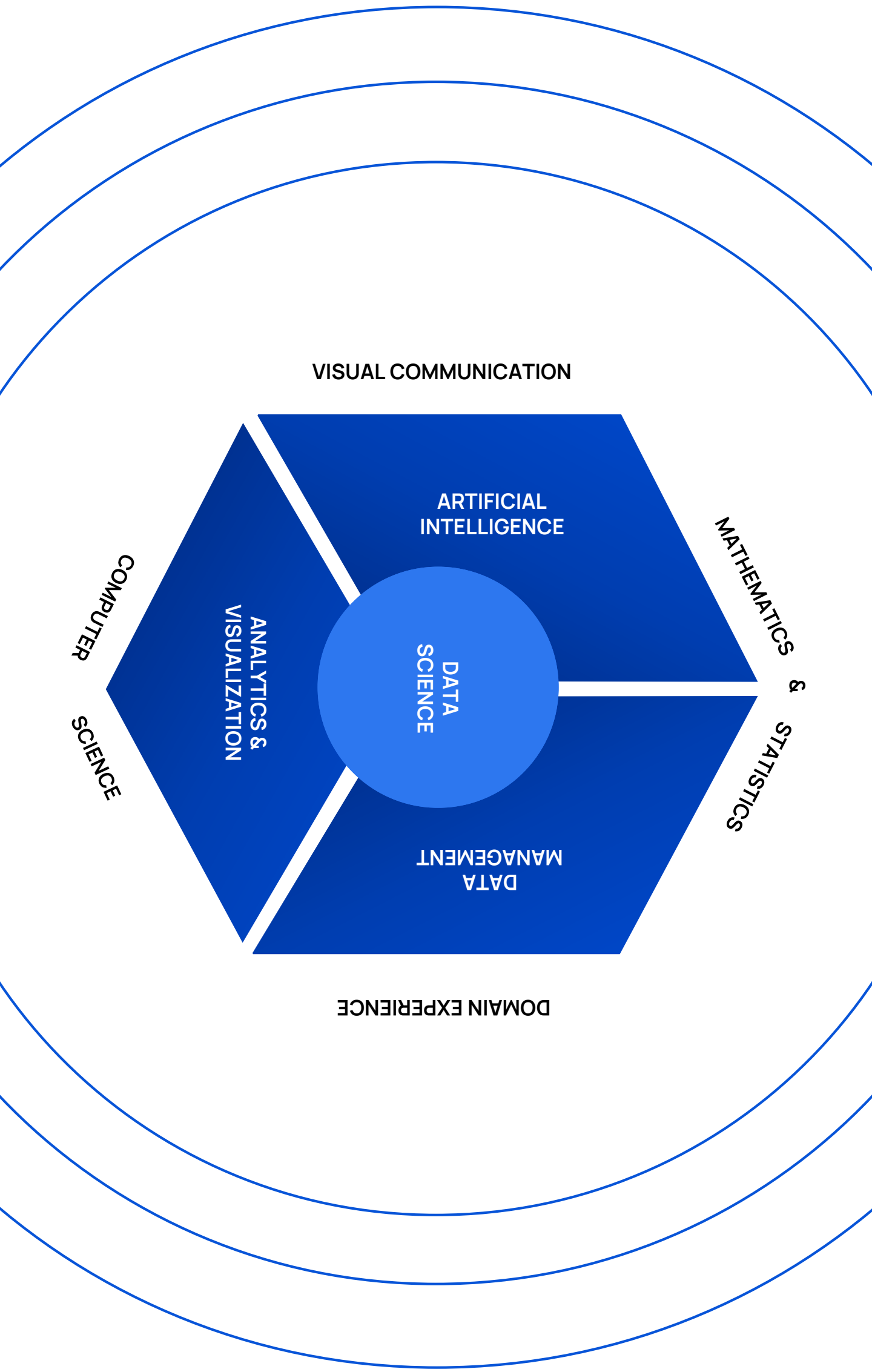


Data Science

The first step in solving business problems is to understand them. Var Group Data Science will ask you the right questions to find solutions for your needs, providing complete support to manage and unleash all visible and hidden potential in your company data.

A single partner to offer you the best skills in the fields of Data Management, Analytics, Data Visualization and Artificial Intelligence.





Technology Partners



Skills | Data Management




Data Ingestion & Processing



Operation & Data Maintenance



Platforms



Data Governance & Integrity



Data Management Framework



Skills | Analytics & Visualization



Strategic Dashboards



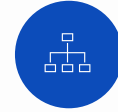
Data Visualization



Analysis & Planning



Data Comics



CPM



Self-Service BI



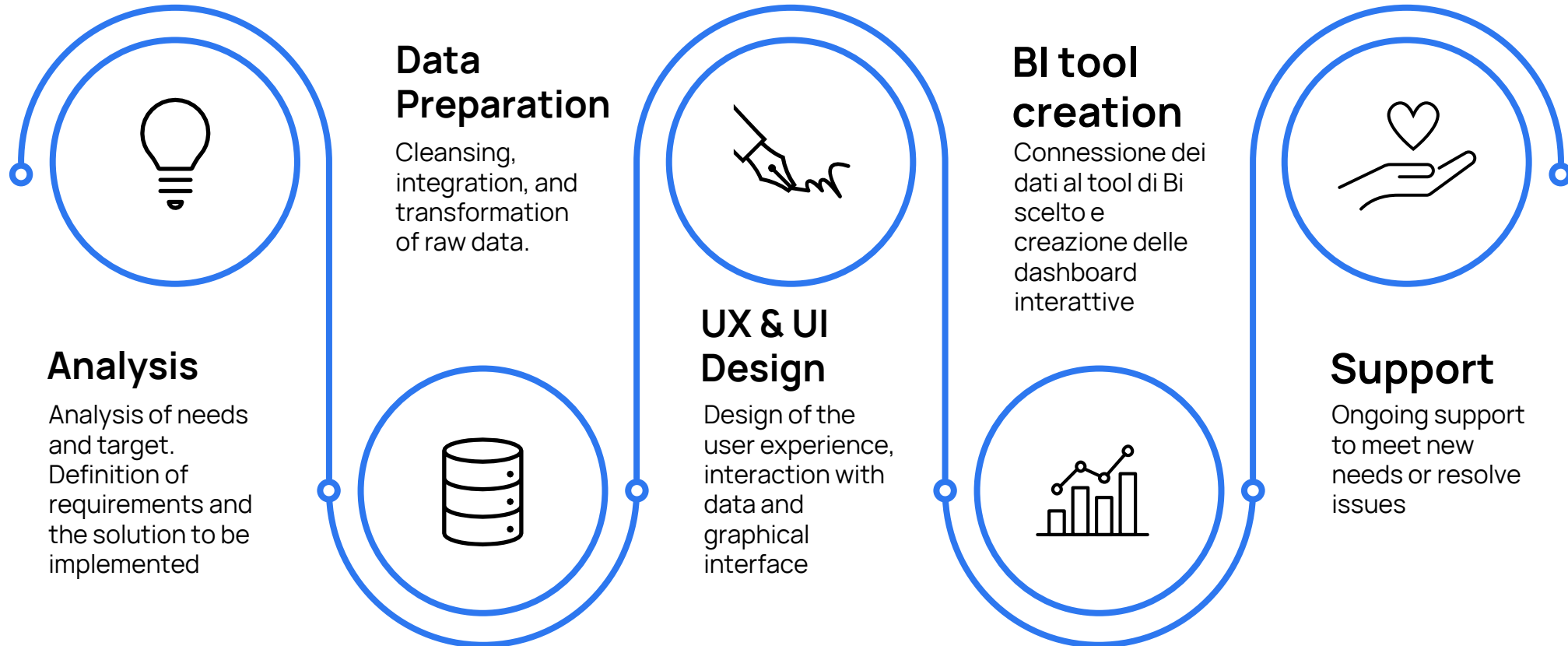
Sustainability report



Information Design

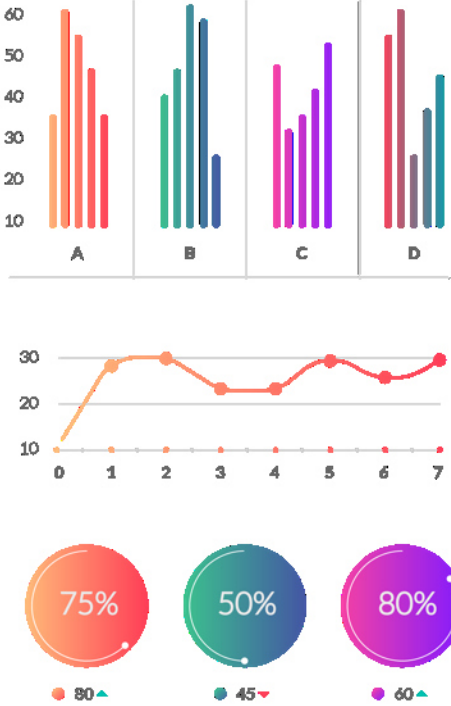
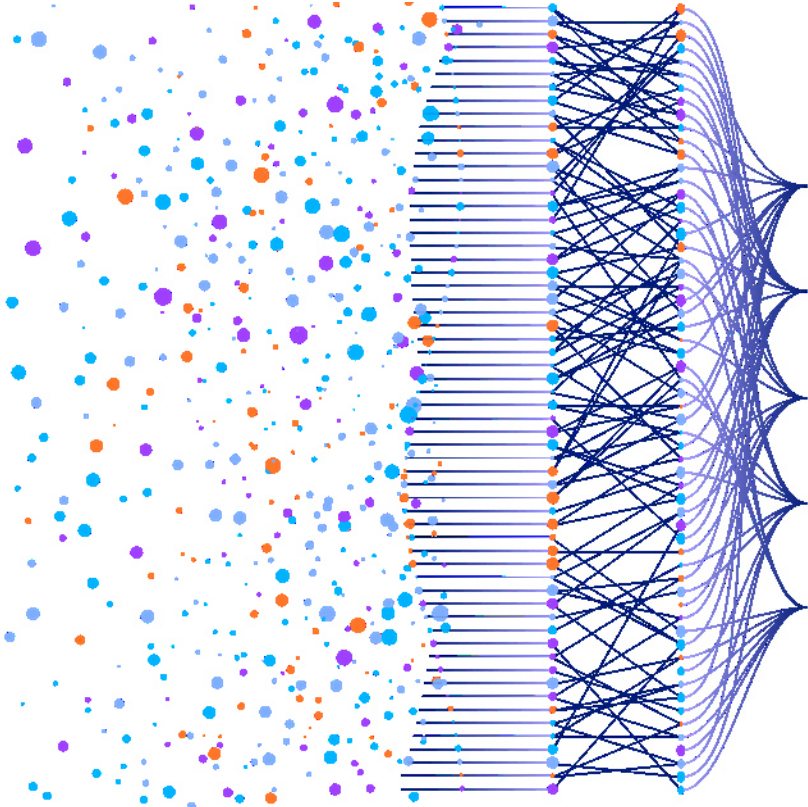


Strategic Dashboarding | A journey



Data Visualization

Shaping your data



Data Visualization transforms and translates your data into clear charts and visualizations, making information instantly comprehensible and enabling you to quickly identify valuable insights.



Data

Visualizations

Dashboard




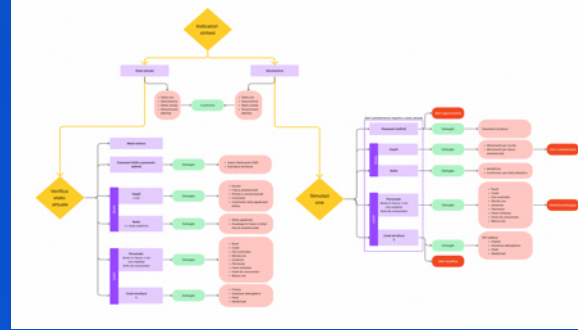
Information Design

The Art and Science of Data Visualization

Methodology

We leverage design principles and methodologies to actively involve clients in the design process. By providing expertise and consistent feedback, we ensure the identification, testing, and delivery of long-lasting solutions.

Visual representation is used as a powerful tool to communicate complex information, analyze intricate relationships, and create meaningful insights.



Strategy

Low fidelity

High fidelity & interaction

Optimization



Data Comic

Turning Data into Narratives



Goal

Transform data into stories to make it easier to understand, while emotionally engaging the reader



What is it?

A communication method that combines elements of data visualization with the narrative style of comics



Need

Make data more accessible, comprehensible, and engaging through storytelling



Data Comic

A New Approach to Data-Storytelling

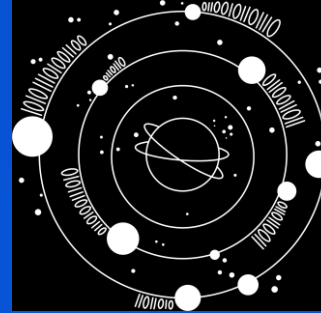


Tableau 2016

- Number of Sources: 25
- Number of Logins: 5,000
- Number of Dashboards: 250

250 Users

Data Volume: 2TB

1 2 3 4 5 6 7 8

A SMALL STEP FOR THE COMPANY, A GIANT LEAP FOR DATA ANALYSIS

PIANETA TABLEAU

I CAN'T BELIEVE MY EYES! I'M WITNESSING THE FIRST TAB-LANDING

IT'S 2016, MORE EXACTLY WE ARE ON PLANET TABLEAU

THANKS TO ITS SIMPLE AND USER-FRIENDLY INTERFACE, USERS CAN CREATE INTERACTIVE GRAPHS AND DASHBOARDS

TABLEAU MAKES DATA ANALYSIS AN EXPERIENCE ABLE TO INVOLVE MORE AND MORE USERS. ACTUALLY, THE DATA BOARD SHOWS A MEANINGFUL INCREASE IN THE NUMBER OF USERS, IN THE ACCESSES, AND IN THE NUMBER OF DASHBOARDS CREATED

Our objective is to bridge the gap between data analysis and design.

Sharing this knowledge with our clients is our mission, helping them achieve a deeper understanding and make data-driven decisions.

We craft presentations for your data strategy and provide various forms of internal organisational support (videos, user guidelines, data comics, etc.).



Approach to Artificial Intelligence



ANALYTICS APP STORE

Preconfigured AI applications cataloged by industry sector and business process



RESEARCH

Futuristic skills for the most advanced industrial needs



DATA SCIENCE AS-A-SERVICE

// Advisory
// Mentorship
// Outsourcing
// Academy



AI Agents: A New Concept of "Colleague"

How many intelligences exist in your company? Think about collective, organizational, and human one. The ecosystem of integrated intelligences, including artificial intelligence, can enhance all of them.

A key tool are **AI agents, which we can consider true "24/7 colleagues," smart and always ready**, enabling you to perform your daily work at its best. In companies, they allow people to work better and more effectively, expanding the ability to make the right strategic choices while reducing operational time and inefficiencies.



AI - Areas of Expertise and Experience



STATISTICS

Traditional and advanced techniques to explain relationships among phenomena, works both with small and large data.



MACHINE LEARNING

Use of algorithms to learn from data and experience generating decision systems without being explicitly programmed, usually leveraging vast amounts of data.



OPTIMIZATION

May or may not resort to AI, optimization uses heuristics, mathematics and solvers to find solutions in complex environments that can be modeled.



COMPUTER VISION

A combination of traditional CV modelling (such as edge detection) with Neural Net approaches can detect elements and perform operations on images and video.



GENERATIVE AI

AIPA, RAG, Advanced Search, Generation Proper.

APPLICATIONS in our EXPERIENCE PORTFOLIO

Hypothesis testing, causal inference, Customer Satisfaction, Surveys, Predicting sales or any numerical outcome where understanding the relationship between variables is crucial.

Propensity, Risk Modelling, Attrition Models, Forecasting, Segmentation, Root Cause Analysis, Fraud Detection, Time Series Forecasting, Pricing.

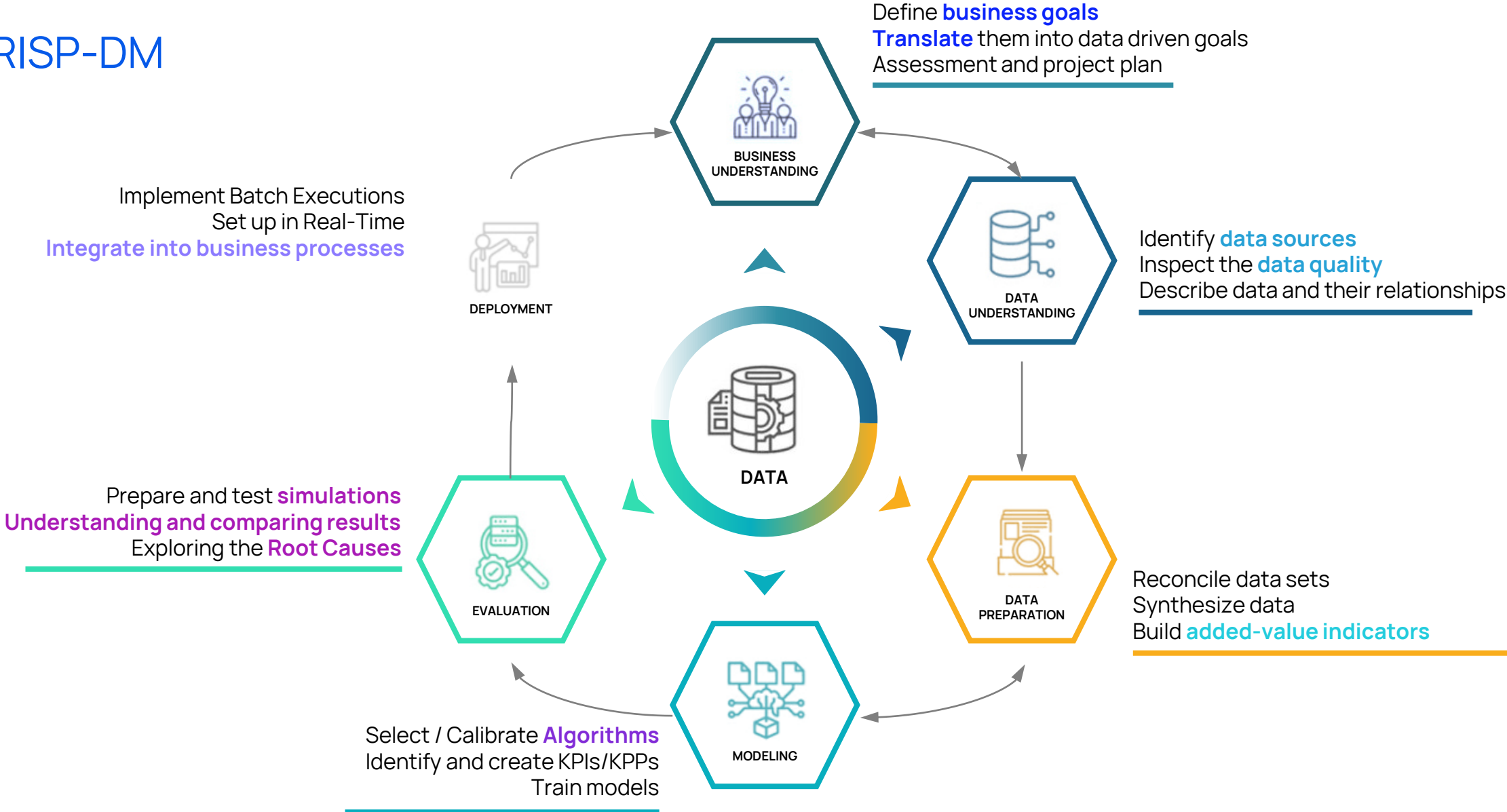
Warehouse optimization, workforce management, purchasing optimization.

Object Identification, Defect detection, Anomaly Detection, Image Classification, Object Tracking

Natural Language Processing, Conversational Tools, Document Authoring, Image Generation, Translation, Virtual Assistants, Automatic document processing

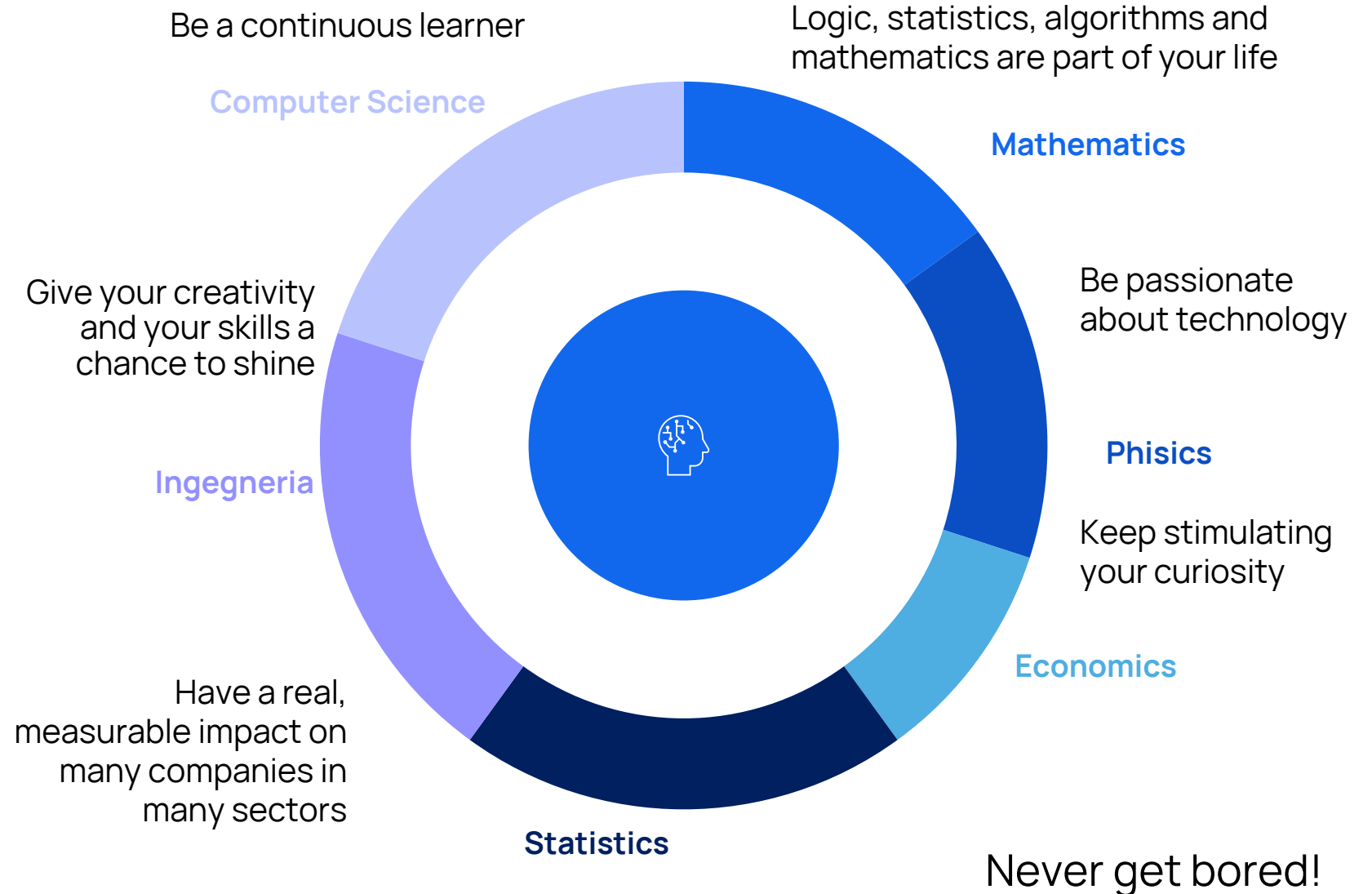


CRISP-DM



Work in Data Science with Us

- *Functional analysis*
- *Business Translation*
- *Project Management*
- *Analytical Artistry*
- *Data Science Modelling*



Opportunities

Great
Place
To
Work[®]



“

Var Group è un Great Place to Work



Involvement in analysis and development projects on Data Science topics



Technical activities in teams led by our PMs



Internship with on-the-job training on industrial technologies and processes



Objective: employment under apprenticeship or permanent contract



Contacts

Beatrice Spennato

HR @Data Science

mail: beatrice.spennato@vargroup.com

Claudia Poddighe

Business Development @Data Science

mail: claudia.poddighe@vargroup.com

THANK YOU!!





VARGROUP